



HEALTH HOLDING

HAFER ALBATIN HEALTH
CLUSTER
MATERNITY AND
CHILDREN HOSPITAL

Department:	Emergency Room		
Document:	Multidisciplinary Policy and Procedure		
Title:	Cast Removal		
Applies To:	All Emergency Room Staff		
Preparation Date:	January 05, 2025	Index No:	ER-MPP-021
Approval Date:	January 19, 2025	Version :	2
Effective Date:	February 19, 2025	Replacement No.:	ER-MPP-021 (1)
Review Date:	February 19, 2028	No. of Pages:	2

1. PURPOSE:

- 1.1 Cast is removed when there is sign of full recovery or completion of time duration as advised by physician.
- 1.2 The cast is removed to prevent or treat any complication.

2. DEFINITONS:

- 2.1 **Cast Removal** – removal of cast with the aid of a cast cutter, thus releasing and gradually mobilizing the body part.

3. POLICY:

- 3.1 Physician order must be obtained.
- 3.2 If to be done under general anesthesia, consent should be taken, OR request to be sent and pre – operative evaluation to be done.

4. PROCEDURE:

- 4.1 Verify physician's order.
- 4.2 Identify the correct patient by 2 identifiers (4 names for the Saudi/ complete name for the Non – Saudi and Medical Record Number).
- 4.3 Prepare all the equipment's to be used. Check electric cutter if working properly.
- 4.4 Explain the procedure and provide privacy to the patient.
- 4.5 Wash hands, wear gloves, mask and plastic apron.
- 4.6 Place blue sheet under affected part.
- 4.7 Assess vascular status prior to procedure.
- 4.8 Assist the physician in performing the procedure and anticipate needs.
- 4.9 After cast is removed, assess the skin underneath the cast.
- 4.10 Assess for the neurovascular status.
- 4.11 Gently clean the skin with warm water. Do not rub or use friction.
- 4.12 Evaluate strength and range of motion of affected extremities.
- 4.13 Assist patient in comfortable position, and instruct about limitation of function of affected extremity.
- 4.14 After care of equipment and supplies used.
- 4.15 Remove gloves, wash hands before and after the procedure.
- 4.16 Contraindicated with the patient who is restless and uncooperative.
- 4.17 Special consideration:
 - 4.17.1 Elderly patient may take longer to attain maximum muscle function. Children maybe more afraid of cast cutter and needs extra support, explanation and psychological diversion.

5. MATERIALS AND EQUIPMENT:

- 5.1 Cast Cutter
- 5.2 Scissors with Blunt Ends

- 5.3 Cast Spreader
- 5.4 Blue Sheet
- 5.5 Basin With Water
- 5.6 Soap
- 5.7 Bandage Scissor
- 5.8 Disposable Gloves
- 5.9 Mask
- 5.10 Dressing Set (Optional)

6. RESPONSIBILITIES:

- 6.1 Physician
- 6.2 Nurse









7. APPENDICES:

- 7.1 N/A

8. REFERENCES:

- 8.1 Ministry of Health, KSA, Guidelines for Emergency Department, 2013.
- 8.2 Kingdom of Saudi Arabia, Ministry of Health Baish General Hospital, 2018.

9. APPROVALS:

	Name	Title	Signature	Date
Prepared by:	Ms. Alreem Mofareh Al Rashidi	Head Nurse of PER		January 05, 2025
Prepared by:	Ms. Reem Kammadh Al Dhafeeri	Head Nurse of OBS-ER		January 05, 2025
Reviewed by:	Mr. Sabah Turayhib Al Harbi	Director of Nursing		January 06, 2025
Reviewed by:	Dr. Amal Abdullah Al Harbi	Pediatric Emergency Room Consultant		January 07, 2025
Reviewed by:	Dr. Mohannad Yaghmour	OBS-ER Head of the Department		January 08, 2025
Reviewed by:	Mr. Abdulelah Ayed Al Mutairi	QM&PS Director		January 09, 202
Reviewed by:	Dr. Tamer Mohamed Naguib	Medical Director		January 12, 2025
Approved by:	Mr. Fahad Hezam Al Shammari	Hospital Director		January 19, 2025